



# THE GP PATIENT SURVEY



Key results January – December 2010 for  
TONGE FOLD HEALTH CENTRE (P82011)

## Technical Details of the GP Patient Survey January – December 2010

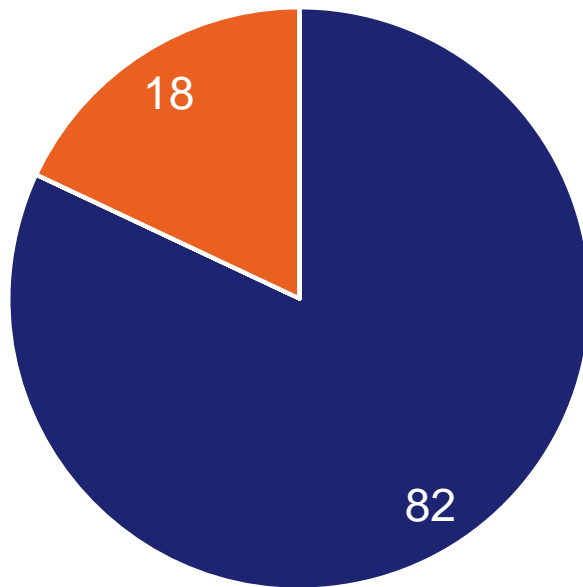
- Ipsos MORI administers the GP Patient Survey on behalf of the Department of Health (DH). Every quarter, a different sample of adult patients registered with a GP will receive a questionnaire, with reminder mailings being sent in the two months following each quarterly mailing. Patients are able to complete the survey on paper, online or by phone, including in 13 other languages and British Sign Language.
- This document shows this practice's results for a number of key questions from the survey. The results in this report are based on data collected between January and December 2010 (i.e. quarter 4 of the 2009/10 survey and quarters 1-3 of the 2010/11 survey combined), and is compared with results from previous years where possible. Pages 3-10 also provide PCT and national comparisons.
- The current overall response rate to the survey is 36%, based on 2,000,747 completed surveys.
- 774 questionnaires were sent to adult patients registered with this practice (P82011), and 289 were returned completed. The response rate for this practice is 37%. The number of patients who were sent questionnaires was determined individually for each practice (further details on this can be found in the survey technical report).
- Computer rounding means that combined percentage scores are not always the sum of the individual percentage scores, e.g. the total percentage 'satisfied' will be calculated from the actual number of patients answering 'very satisfied' and 'fairly satisfied', and not the sum of the two percentage results.
- Where results do not sum to 100, this is due to multiple responses or computer rounding. An asterisk (\*) indicates a percentage of less than 0.5% but greater than zero.

# 48 hour booking

Able to see doctor on the same day or next 2 days the surgery was open

Latest practice results

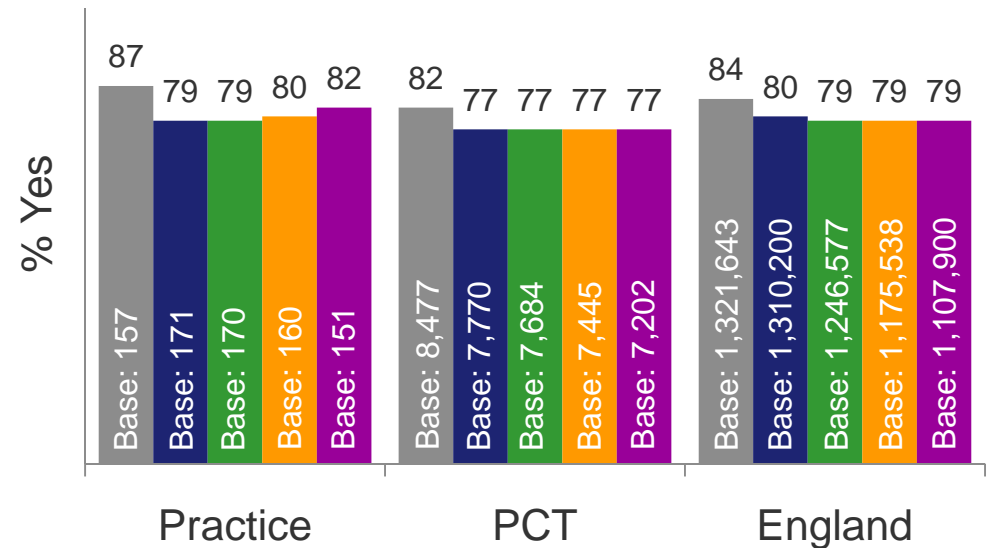
- % Yes
- % No
- % Can't remember



Total base: 151 patients

Tracking practice performance over time and compared to PCT and England

- Jan-Mar 09 (total base: 2,163,456)
- Apr 09-Mar 10 (total base: 2,169,718)
- Jul 09-Jun 10 (total base: 2,124,586)
- Oct 09-Sep 10 (total base: 2,061,773)
- Jan-Dec 10 (total base: 2,000,747)

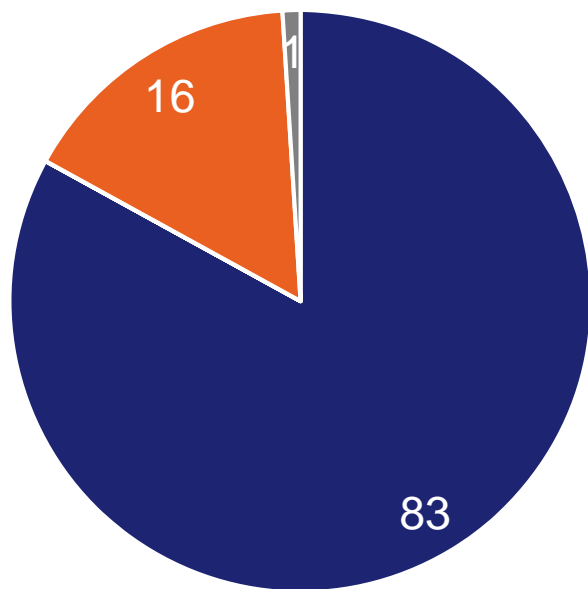


# Booking ahead

## Able to get an appointment with a doctor more than 2 days in advance

### Latest practice results

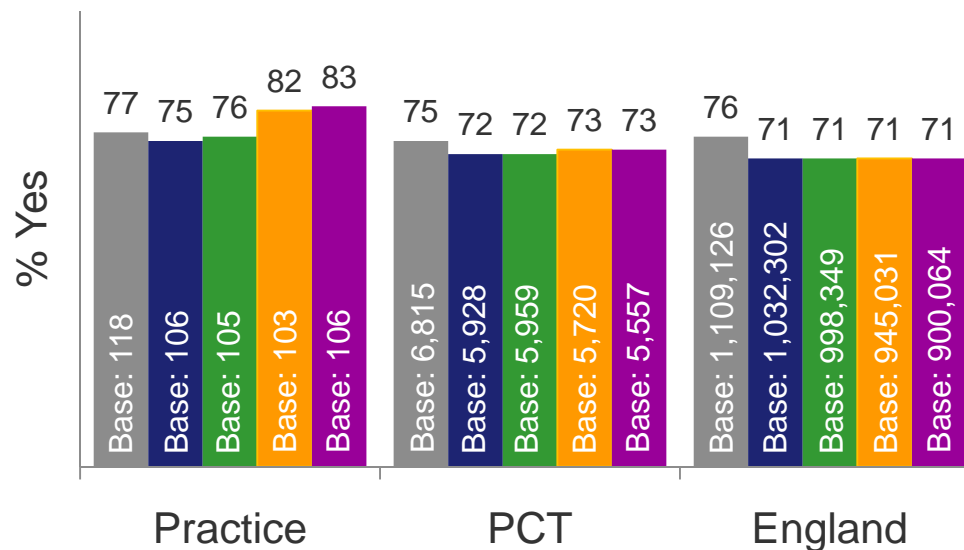
- % Yes
- % No
- % Can't remember



Total base: 106 patients

### Tracking practice performance over time and compared to PCT and England

- Jan-Mar 09 (total base: 2,163,456)
- Apr 09-Mar 10 (total base: 2,169,718)
- Jul 09-Jun 10 (total base: 2,124,586)
- Oct 09-Sep 10 (total base: 2,061,773)
- Jan-Dec 10 (total base: 2,000,747)

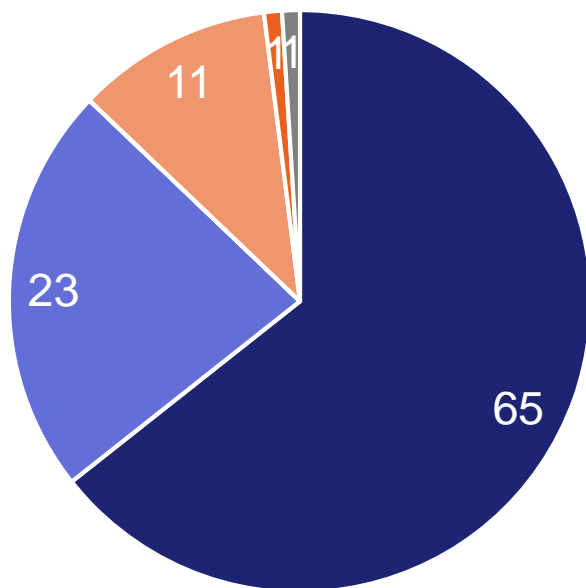


# Seeing a preferred doctor

## Frequency of seeing preferred doctor

### Latest practice results

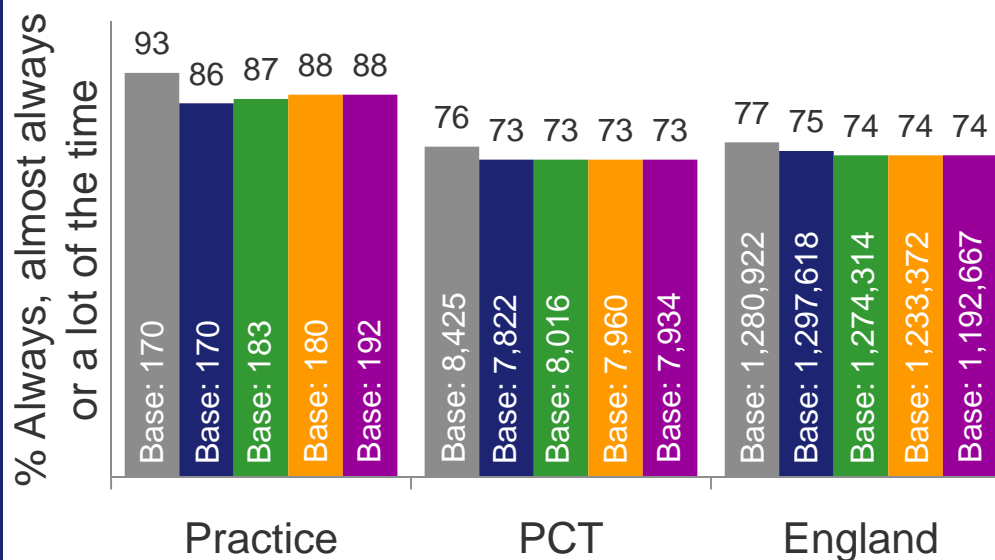
- % Always or almost always
- % A lot of the time
- % Some of the time
- % Never or almost never
- % Not tried



Total base: 192 patients

### Tracking practice performance over time and compared to PCT and England

- Jan-Mar 09 (total base: 2,163,456)
- Apr 09-Mar 10 (total base: 2,169,718)
- Jul 09-Jun 10 (total base: 2,124,586)
- Oct 09-Sep 10 (total base: 2,061,773)
- Jan-Dec 10 (total base: 2,000,747)

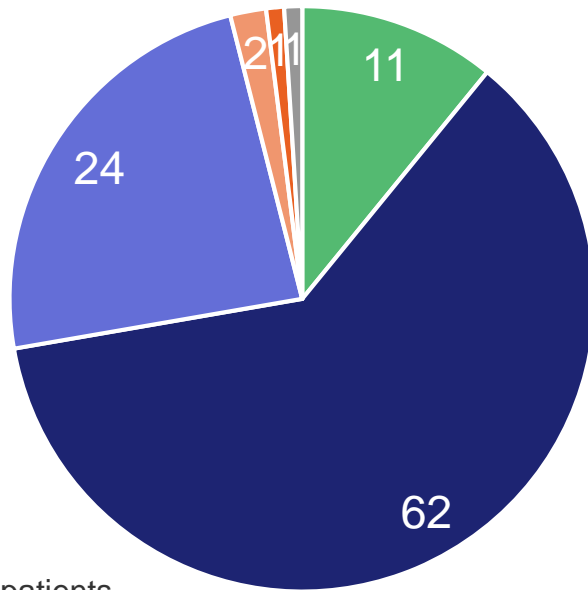


# Ease of getting through on the phone

## Ease of getting through to the surgery on the phone

### Latest practice results

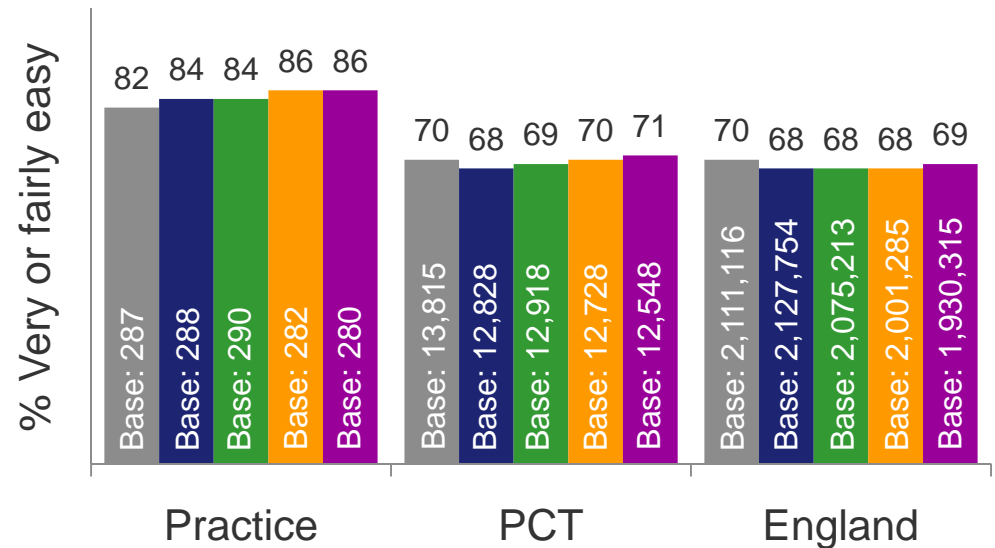
- % Haven't tried
- % Very easy
- % Fairly easy
- % Not very easy
- % Not at all easy
- % Don't know



Total base: 280 patients

### Tracking practice performance over time and compared to PCT and England

- Jan-Mar 09 (total base: 2,163,456)
- Apr 09-Mar 10 (total base: 2,169,718)
- Jul 09-Jun 10 (total base: 2,124,586)
- Oct 09-Sep 10 (total base: 2,061,773)
- Jan-Dec 10 (total base: 2,000,747)

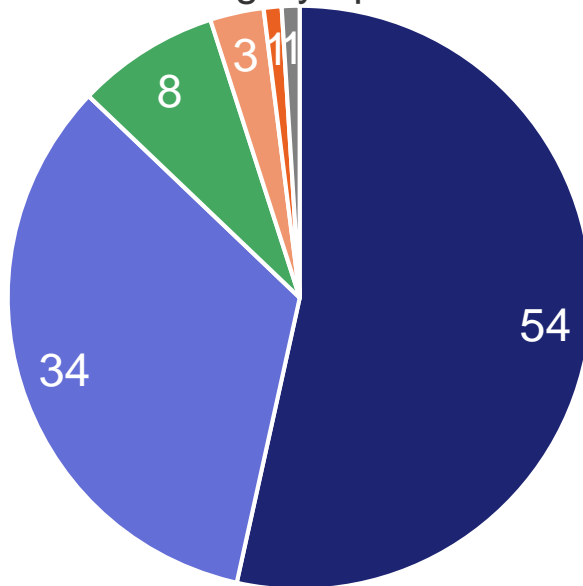


# Satisfaction with opening hours

## Satisfaction with surgery opening hours

### Latest practice results

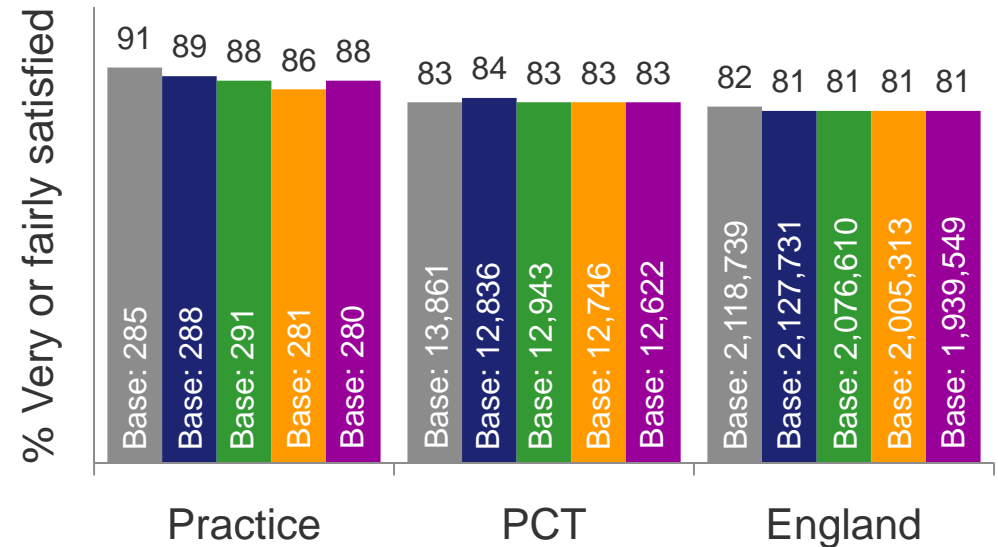
- % Very satisfied
- % Fairly satisfied
- % Neither / nor
- % Fairly dissatisfied
- % Very dissatisfied
- % Not sure when surgery open



Total base: 280 patients

### Tracking practice performance over time and compared to PCT and England

- Jan-Mar 09 (total base: 2,163,456)
- Apr 09-Mar 10 (total base: 2,169,718)
- Jul 09-Jun 10 (total base: 2,124,586)
- Oct 09-Sep 10 (total base: 2,061,773)
- Jan-Dec 10 (total base: 2,000,747)

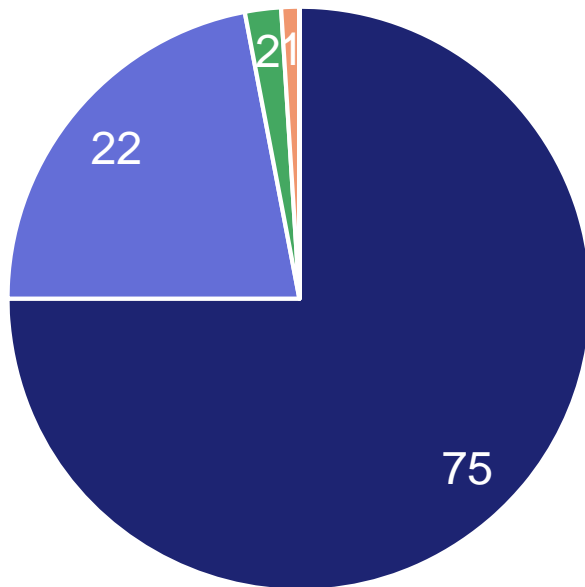


# Satisfaction with overall care

## Satisfaction with overall care received at surgery

Latest practice results

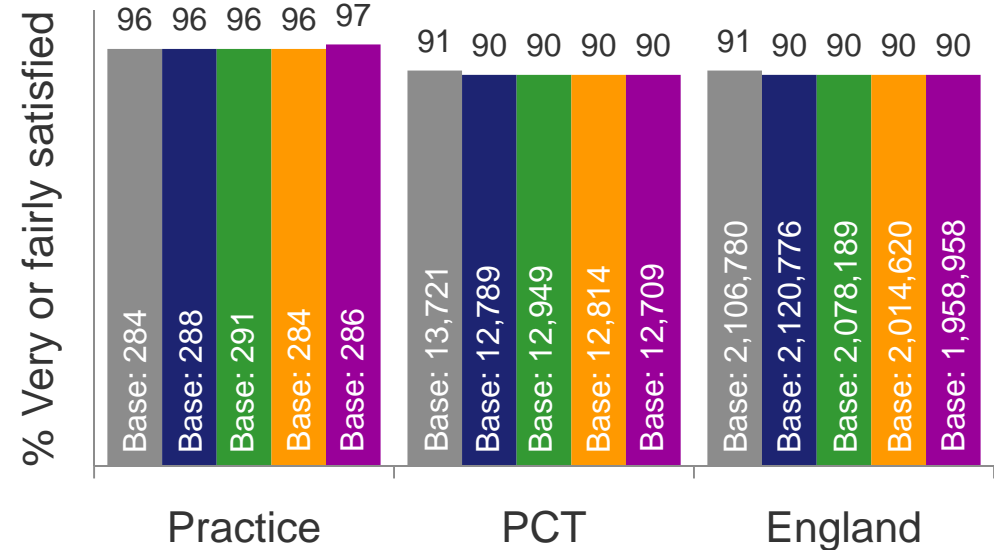
- % Very satisfied
- % Fairly satisfied
- % Neither / nor
- % Fairly dissatisfied
- % Very dissatisfied



Total base: 286 patients

Tracking practice performance over time and compared to PCT and England

- Jan-Mar 09 (total base: 2,163,456)
- Apr 09-Mar 10 (total base: 2,169,718)
- Jul 09-Jun 10 (total base: 2,124,586)
- Oct 09-Sep 10 (total base: 2,061,773)
- Jan-Dec 10 (total base: 2,000,747)

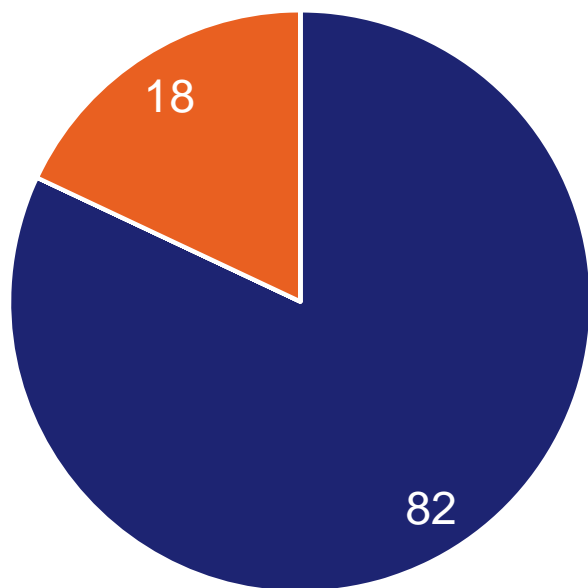


# Discussing health problem with a doctor or nurse

## Had discussions in past 12 months with a doctor or nurse about how best to deal with health problem

Latest practice results

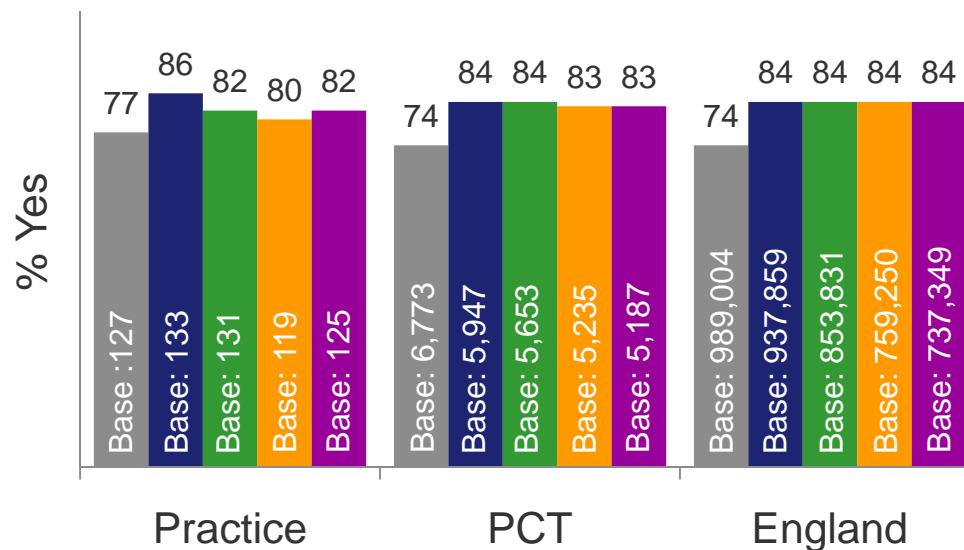
- % Yes
- % No



Total base: 125 patients

Tracking practice performance over time and compared to PCT and England

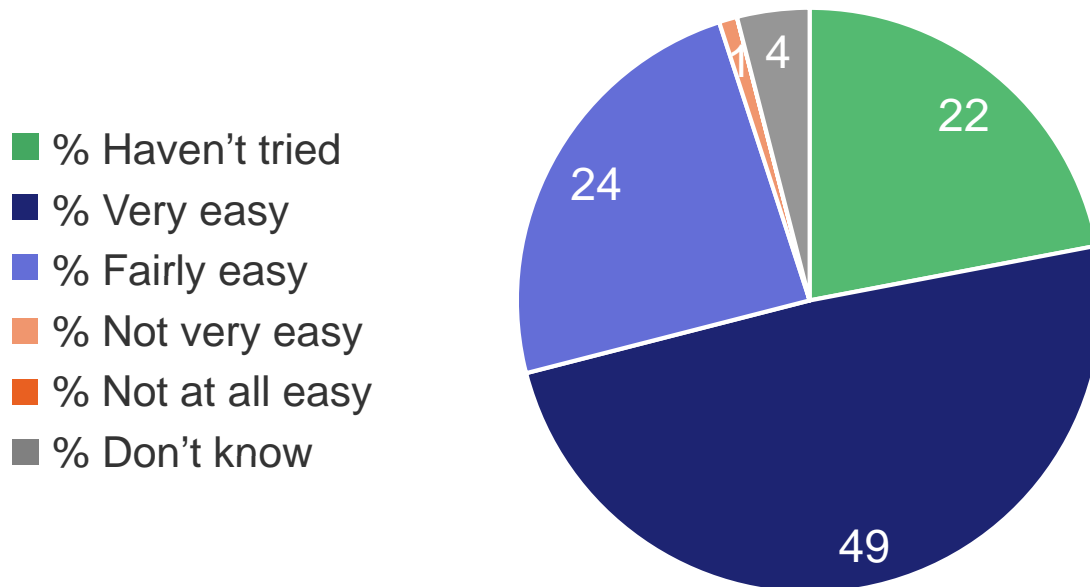
- Jan-Mar 09 (total base: 2,163,456)
- Apr 09-Mar 10 (total base: 2,169,718)
- Jul 09-Jun 10 (total base: 2,124,586)
- Oct 09-Sep 10 (total base: 2,061,773)
- Jan-Dec 10 (total base: 2,000,747)



# Ease of getting an appointment with a practice nurse

## Ease of getting an appointment with a practice nurse

### Latest practice results



### % saying "easy"

Practice 73

Base: 230

PCT 71

Base: 9530

England 70

Base: 1449794

Total base: 230 patients

Please note that in January-March 2010, only patients who said they had seen a practice nurse in the past six months were asked how easy it was to get an appointment. However, in April-December 2010, all patients were asked about ease of getting an appointment with a nurse. The results presented here are based on data from April-December 2010 only and are therefore not comparable with previous results for this question.

# This practice's highest performing areas compared with PCT average

Please note: If your practice has performed uniformly lower than the PCT average, then this page will show the three scores that are least different to the PCT average.

% of patients saying this

I found it easy to get test results on the phone



Base: 265

I found it easy to get through on the phone



Base: 280

I see my preferred doctor always, almost always or a lot of the time



Base: 192

PCT average (%)	Practice-PCT Difference (%)	National average (%)
41 Base: 11620	+19	36 Base: 1794184
71 Base: 12548	+15	69 Base: 1930315
73 Base: 7934	+15	74 Base: 1192667

# This practice's lowest performing areas compared with PCT average

Please note: If your practice has performed uniformly higher than the PCT average, then this page will show the three scores that are least different to the PCT average.

## % of patients saying this

In these discussions, the doctor or nurse took notice of my views about how to deal with my health problem



Base: 102

I have had discussions with a doctor or nurse about how best to deal with my long-standing health problem



Base: 125

I found it easy to speak to a doctor on the phone



Base: 257

PCT average (%)	Practice-PCT Difference (%)	National average (%)
88 Base: 4238	-2	88 Base: 605486
83 Base: 5187	-1	84 Base: 737349
19 Base: 11516	-1	25 Base: 1792669

If you have any questions about the survey or the results, please contact your PCT or visit [www.gp-patient.co.uk](http://www.gp-patient.co.uk). Full practice results can be found at [www.gp-patient.co.uk/results](http://www.gp-patient.co.uk/results).